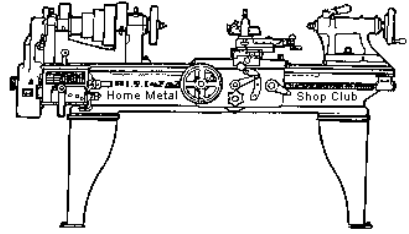




September 2024 Newsletter

Volume 27 - Number 09



<http://www.homemetalsclub.org/>

The Home Metal Shop Club has brought together metal workers from all over the Southeast Texas area since its founding by John Korman in 1996.

Our members' interests include Model Engineering, Casting, Blacksmithing, Gunsmithing, Sheet Metal Fabrication, Robotics, CNC, Welding, Metal Art, and others. Members enjoy getting together and talking about their craft and shops. Shops range from full machine shops to those limited to a bench vise and hacksaw.

If you like to make things, run metal working machines, or just talk about tools, this is your place. Meetings generally consist of **general announcements**, an **extended presentation** with Q&A, a **safety moment**, **show and tell** where attendees share their work and experiences, and **problems and solutions** where attendees can get answers to their questions or describe how they approached a problem. The meeting ends with **free discussion** and a **novice group** activity, where metal working techniques are demonstrated on a small lathe, grinders, and other metal shop equipment.

| | | | | |
|---|---------------------------------|----------------------------------|---------------------------------|-------------------------------------|
| President <i>Vacant</i> | Vice President <i>Vacant</i> | Secretary <i>Joe Sybille</i> | Treasurer <i>Joe Sybille</i> | Librarian <i>Mark Counterman</i> |
| Webmaster/Editor <i>Dick Kostelnicek</i> | Photographer <i>Vacant</i> | CNC SIG <i>Martin Kennedy</i> | Casting SIG <i>Vacant</i> | Novice SIG <i>John Cooper</i> |

This newsletter is available as an electronic subscription from the front page of our [website](#). There are over 1027 subscribers located around the world.

About the Upcoming 12 October 2024 Meeting

The next general meeting will be held 12 October 2024 at 12:00 P.M. (Noon) at TxRxLabs, 6501 Navigation Blvd., Houston, Texas 77011 and on-line at Zoom.us. Log-in credentials are as follows: Meeting ID = 858 7157 1404 Passcode = 422202

General Announcements

The HMSC has a large library of metal shop related books and videos available for members to check out at each meeting. These books can be quite costly and are not usually available at local public libraries. Access to the library is one of the many benefits of club membership. The club has funds to purchase new books for the library. If you have suggestions, contact the [Librarian Ray Thompson](#).

We need more articles for the monthly newsletter! If you would like to write an article, or would like to discuss writing an article, please contact the [Webmaster Dick Kostelnicek](#). Think about your last project. Was it a success, with perhaps a few 'uh ohs' along the way? If so, others would like to read about it. And, as a reward for providing an article, you'll receive a free year's membership the next renewal cycle!

Ideas for programs at our monthly meeting are always welcomed. If you have an idea for a meeting topic, or if you know someone that could make a presentation, please contact [Secretary Joe Sybille](#).

Members are requested to submit to the club secretary the name, address, telephone number, and website address, if any, of any metal or other material stock supplier with whom the member has had any favorable dealings. A listing of the suppliers will appear on the homepage of the club website. Suppliers will be added from time to time as appropriate.

The club is looking for a member to serve as webmaster. After over ten years of service, our current webmaster would like to pass the webmaster torch to a successor. Also, the club is looking for a volunteer to serve as president, vice-president, photographer, and casting special interest group leader.

Recap of the 14 September 2024 General Meeting

By Joe Sybille

Vice-President Ray Thompson resigned his two positions with the club as Vice-President and Librarian. The club thanks Ray for his years of service.

Mark Counterman volunteered to serve as Librarian and has become the current custodian of the club repository of books, magazines, videos, and records of check-outs.

Ten participants attended the 12:00 P.M. meeting at TxRxLabs. Eight participants were in person and two participants attended virtually. Secretary Joe Sybille led the meeting.




Presentation


Joe Sybille showed a video on the development of the Concorde supersonic passenger jet. Many technical challenges had to be overcome to design a commercial aircraft for supersonic flight. Unfortunately, Concorde, once in operation, suffered from a series of setbacks, namely, unexpected fuel cost increases which increased operating costs and adversely contributed to the loss of profitability to the operators. Additionally, noise restrictions limiting access to destination airports further reduced market opportunities for the operators. Lastly, several accidental crashes had the chilling effect that the airplanes were unsafe and the flying public became wary of the aircraft. Concorde ceased operation after 27 years of service.

Show and Tell

John Cooper showed pictures of hand rails he made for a treadmill. Later, he showed and described how he removed a hex nut from a large heat sink. Afterwards, he showed a drill bit used to make tapered holes in wood. See photos at right.




Mark Heidorn described how he modified a set of new casters for a tool cabinet. Unique about the casters is the option to adjust the height of the object to which the casters are attached. The purpose for selecting and modifying the casters is to create the same level height to facilitate a continuous work surface spanning two cabinets. After making a custom base for the caster, he realized a problem with turning the height adjustment nut. This situation required the fashioning of a new tool. See photos below.





Gary Toll showed a bracket he is making to support a lamp for use at a desk. The bracket will fit over the edge of the desk top, and a cylindrical lamp post will fit in a receptacle on the



bracket. The bracket is unfinished due to excessive unplanned shrinkage during the bending of a curved section. See photos at left and at right.

Mark Counterman showed pictures of different projects during which he was able to use his metal working skills. Projects included repair of a shock absorber support, adjustment of the timing of a VW air cooled engine, making on a mill a desk ornament, and restoring a motorized bicycle.

Safety Moment

Participants were reminded to always wear eye protection when operating a lathe, mill, or any machine that removes metal, no matter how small the removed metal pieces may be.

Problems and Solutions

A participant wanted to know the best way to account for shrinkage when bending heated carbon steel flat bar. Several suggestions were offered.