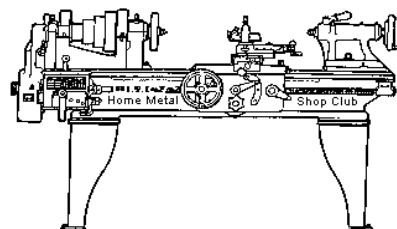




November 2024
Newsletter

Volume 27 - Number 11



<http://www.homemetalsclub.org/>

The Home Metal Shop Club has brought together metal workers from all over the Southeast Texas area since its founding by John Korman in 1996.

Our members' interests include Model Engineering, Casting, Blacksmithing, Gunsmithing, Sheet Metal Fabrication, Robotics, CNC, Welding, Metal Art, and others. Members enjoy getting together and talking about their craft and shops. Shops range from full machine shops to those limited to a bench vise and hacksaw.

If you like to make things, run metal working machines, or just talk about tools, this is your place. Meetings generally consist of **general announcements**, an **extended presentation** with Q&A, a **safety moment**, **show and tell** where attendees share their work and experiences, and **problems and solutions** where attendees can get answers to their questions or describe how they approached a problem. The meeting ends with **free discussion** and a **novice group** activity, where metal working techniques are demonstrated on a small lathe, grinders, and other metal shop equipment.

President
Vacant

Vice President
Vacant

Secretary
Joe Sybille

Treasurer
Joe Sybille

Librarian
Mark Counterman

Webmaster/Editor
Dick Kostelnicek

Audio/Visual
Mark Heidorn

CNC SIG
Martin Kennedy

Casting SIG
Vacant

Novice SIG
John Cooper

About the Upcoming 14 December 2024 Meeting

The next general meeting will be held 14 December 2024 at 12:00 P.M. (Noon) at TxRxLabs, 6501 Navigation Blvd., Houston, Texas 77011 and on-line at Zoom.us. Log-in credentials are as follows:
Meeting ID = 871 8647 0190 Passcode = 197049.

General Announcements

The HMSC has a large library of metal shop related books and videos available for members to check out at each meeting. These books can be quite costly and are not usually available at local public libraries. Access to the library is one of the many benefits of club membership. The club has funds to purchase new books for the library. If you have suggestions, contact the [Librarian Mark Counterman](#).

We need more articles for the monthly newsletter! If you would like to write an article, or would like to discuss writing an article, please contact the [Webmaster Dick Kostelnicek](#). Think about your last project. Was it a success, with perhaps a few 'uh ohs' along the way? If so, others would like to read about it. And, as a reward for providing an article, you'll receive a free year's membership the next renewal cycle!

Ideas for programs at our monthly meeting are always welcomed. If you have an idea for a meeting topic, or if you know someone that could make a presentation, please contact [Secretary Joe Sybille](#).

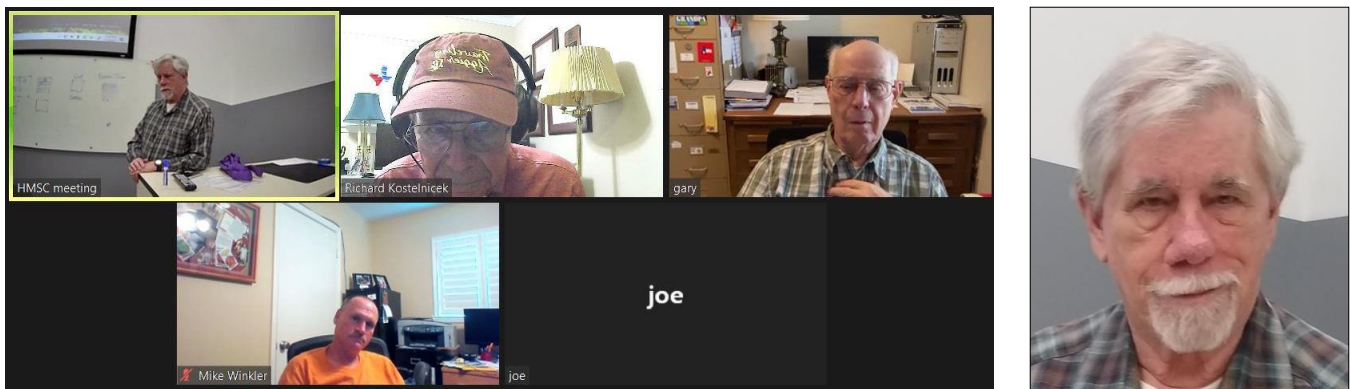
Members are requested to submit to the club secretary the name, address, telephone number, and website address, if any, of any metal or other material stock supplier with whom the member has had any favorable dealings. A listing of the suppliers will appear on the homepage of the club website. Suppliers will be added from time to time as appropriate.

The club is looking for a member to serve as webmaster. After over fifteen years of service, our current webmaster would like to pass the webmaster torch to a successor. Also, the club is looking for a volunteer to serve as president, vice-president, and casting special interest group leader.

Recap of the 09 November 2024 General Meeting

By Joe Sybille

Eight participants attended the 12:00 P.M. meeting at TxRxLabs. Three participants were in person and five participants attended virtually. John Cooper led the meeting (right photo).



Presentation



John Cooper showed a video on how shackles are made. In particular, the video showed how Crosby shackles are made. Crosby shackles are used throughout the world in a range of industries, such as construction, marine, industrial manufacturing, transportation and aerospace, among others. These shackles are forged from heated steel billets and are used whenever a heavy item requires lifting.

Show and Tell



John Cooper described and showed how he used a lifting sling to lift a heavy acetylene bottle. See left photo.

Mark Heidorn explained and showed how he made adapters to extend the usefulness of a battery powered drill. The original battery pack is no longer available. Currently available battery packs do not fit his older model drill. He 3D printed adapter parts which allowed him to use a current battery pack with his still working electric drill. See photos below



Dean Eicher showed a Helicoil repair kit for stripped threads.. See right photo.



Safety Moment

Two short videos were shown today. The first one depicted the incipient stages of a fire on a couch started by a dog chewing on the cord of a lithium ion battery pack. The homeowner captured the unfortunate event using the house interior security camera.

The second one depicted the clothing of a restaurant worker caught in the unguarded fan blades of a food preparation machine. The worker passed too close to the unguarded fan blades. The jacket worn by the worker became entangled in the fan blades, causing the worker to flip head over heels. Fortunately, nearby co-workers saw the dangerous situation and shut the power to the machine.

Problems and Solutions

A participant wanted to know the best way to remove knobs from 3D printed parts. His experience has been the knobs melt in uncertain ways before they can be removed cleanly. Several suggestions were offered.